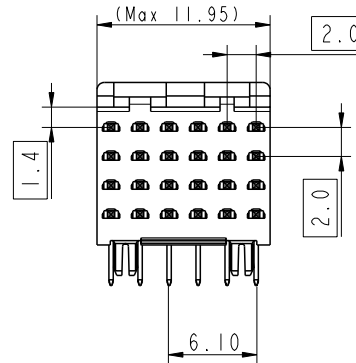
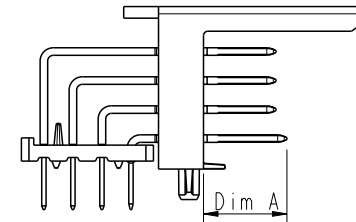
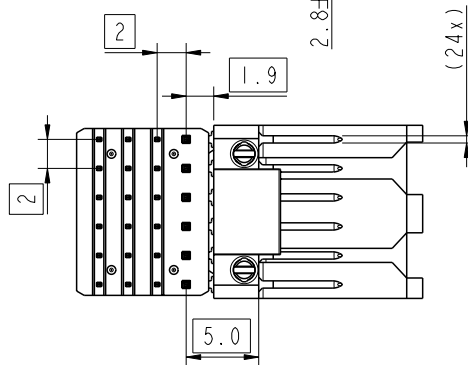
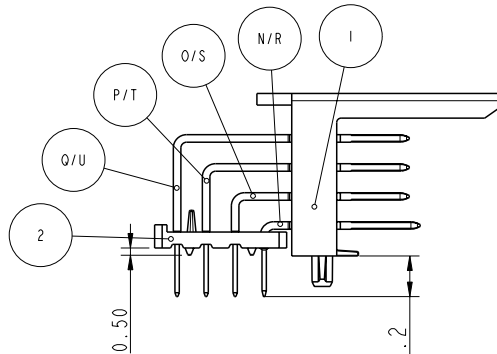
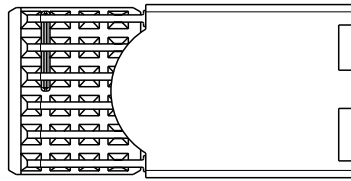


3:1



**NOTES:**

1. MATERIAL:

- A. HEADER HOUSING: LIQUID CRYSTAL POLYMER 30% GLASS  
FLAME RETARDANT ACC. UL 94 V0.
- B. TERMINAL: TINBRONZE
- C. WAFER: LIQUID CRYSTAL POLYMER 30% GLASS  
FLAME RETARDANT

2. PACKAGING ACCORDING GS-14-654.

3. MARKING ACCORDING DWG 59550.

4. FOR MORE DETAILS REFER THE DRAWING 72858\_C  
(4X6 SIGNAL SOFIX BOARD CONNECTOR).

**5-ROHS INFORMATIONS:**

-This product meets European Union Directives and other country regulations as described in GS-22-008.

-The housing will withstand exposure to 260°C peak temperature for 10 second in a convection, infra-red or vapor phase reflow oven.  
See Application notes/procedures if they are available.

-Packaging spec: see GS-14-920.

Dimension with oval around are critical dimensions including any attached geometrical tolerance. Other features or stand-alone geometrical tolerances being critical have a note "CRITICAL FEATURE" below the item  
A symbol  $\triangle_x$  (x: drawing current revision) will be next to any dimension, view or note which has been modified with the current drawing revision

Performance level	
72850-1XYLF	Telcordia CO.
72850-2XYLF	Customer Special



Copyright FCI.

www.fciconnect.com		surface - <input checked="" type="checkbox"/>	tolerance std	projection	mm
		ISO 1302	ISO 406 ISO 1101		
TOLERANCES UNLESS OTHERWISE SPECIFIED					
Dr	B.Beirinckx	2004/11/20	ANGULAR	0.X	±0.3
Eng	J.Taron	2004/11/20	LINEAR	0.XX	±0.1
Chr	P.Legare	2004/11/20		0°.XXX	±0.05
Appr	P.Legare	2004/11/20	Product family		SOFIX SHIELDED I/O
FCI				title	
SOFIX 72 POS WITH FRONT SPRINGS				82850_C	
SHIELDED HDR 3x24 PIP				Rev. G	
catalog no				See Table	Customer
				dwg no	sheet 1 of 2

rev	ecn no	dr	date
A	LS4129	JTA	2004/12/15
B	LS06-0084	LGO	2006-07-01
C	LS06-0143	LGO	2006/09/25
D	LS07-0188	JTA	2007/06/29
E	LS07-0257	JTA	2007/10/12
F	LS07-0261	JTA	2007/10/22
G	LS07-0277	JTA	2007/11/05

I 2 3 4

A

A

B

B


SEE NOTE 5



Product number								
Item		Column						
	Row Number	6	5	4	3	2	1	
72850-XY1LF	D	0	0	0	0	0	0	
	C	P	P	P	P	P	P	
	B	0	0	0	0	0	0	
	A	N	N	N	N	N	N	
72850-XY2LF	D	U	U	U	U	U	0	
	C	T	T	T	T	P	T	
	B	S	S	S	S	S	S	
	A	N	N	N	N	N	N	
72850-XY3LF	D	0	0	0	0	0	0	
	C							
	B	0	0	0	0	0	0	
	A							

NOTA: Y can be 0 or 1.

Item	DIM A
N	5.75
O	5.00
P	5.00
Q	5.00
R	5.00
S	5.75
T	5.75
U	5.75



Copyright FCI.

D

D

www.fciconnect.com		surface - ✓ ISO 1302	tolerance std ISO 406 ISO 1101	projection ⊕	mm ↔
		TOLERANCES UNLESS OTHERWISE SPECIFIED			
Dr	B.Beirinckx	2004/11/20	ANGULAR	0.X ±0.3	size A3 Scale 3:1
Eng	J.Taron	2004/11/20	LINEAR	0.XX ±0.1	
Chr	P.Legare	2004/11/20	0° ±2°	0.XXX ±0.05	ECN LS07-0277
Appr	P.Legare	2004/11/20	Product fa	60HxY SHIELDED I/O	Spec ref SEE NOTES
		SOFIX 72 POS WITH FRONT SPRINGS SHIELDED HDR 3x24 PIP		dwg no 72850_C	Rev. G
catalog no		See Table		Customer	sheet 2 of 2

REV I - 2006-04-17

I 2 3 4